

SAMSUNG



OMD-W SERIES HIGH-BRIGHTNESS LED LCD DISPLAYS

46", 55" AND 75" HIGH-BRIGHTNESS DISPLAYS SUITABLE FOR INDOOR ENVIRONMENTS/STOREFRONT WINDOWS



GET YOUR MESSAGE ACROSS CLEARLY WITH HIGH-BRIGHTNESS COMMERCIAL DISPLAYS

The forecast is bright, brilliant signage. Samsung OMD-W commercial signage displays are engineered for high 2500 nit brightness, delivering easily readable text and easily seen graphics, even on the sunniest of days. Designed for high ambient light indoor environments, they're ideal for retail storefront windows, banking, convention centers and any other brightly lit indoor location. Installation is made simple with our SMART Signage Platform that eliminates the need for external content devices, and SoC delivers media player functionality. Bright, durable, reliable. The Samsung OMD-W Series displays.


CONTACT US:


1-800-SAMSUNG | 1-866-SAM4BIZ

samsung.com/business

samsung.com/b2bdigitalsignage

FOLLOW US:

 [youtube.com/samsungbizusa](https://www.youtube.com/samsungbizusa)

 [@SamsungBizUSA](https://twitter.com/SamsungBizUSA)

KEY FEATURES



Suitable for Indoor Environments and Storefront Windows

OMD-W Series displays are engineered to deliver your message clearly in protected high ambient light environments.



High Brightness

At 2500 nits, text is easily read and images are clearly visible, even in high ambient light environments.



Auto Brightness Sensor

OMD-W Series displays automatically adjust between 400 nits and 2500 nits, according to the brightness of its surroundings.



SMART Signage Platform

This integrated, open platform provides a powerful streamlined solution that reduces TCO for digital signage deployments, providing savings in hardware, installation and operating costs.



Flexible Connectivity

Access content from a variety of sources. Connections include PC (VGA), Digital (DisplayPort, HDMI and DVI), WiFi, RS232C and an SD card slot. Built-in WiFi means content can be delivered wirelessly, so the only cable required is the power cable.



Commercial Reliability

Engineered specifically for long hours of operation, Samsung OMD-W Series commercial displays will deliver impactful messaging 24/7. A 3-year onsite warranty adds peace of mind.



Samsung Circular Polarizing Technology

Samsung's circular polarizing technology allows content to be easily viewed even while wearing polarized sunglasses.



Perfect for Many Industries

Samsung OMD-W Series displays are perfect for transportation, banking and retail with storefront windows, sports arenas, convention centers and any high ambient light environment.

OMD-W Series High-Brightness LED LCD Displays

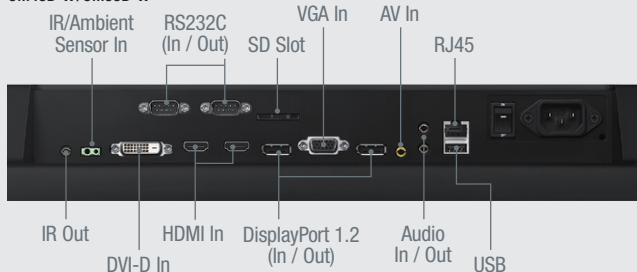


KEY SPECIFICATIONS For complete product specifications, visit samsung.com/b2bdigitalsignage

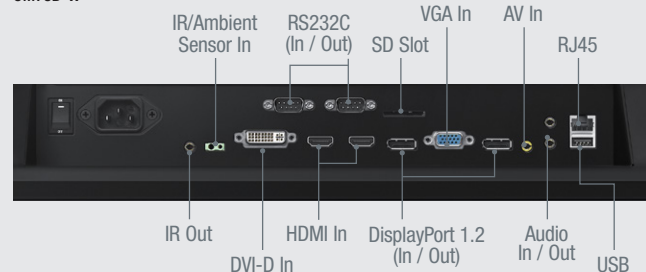
Display	Model Number	OM46D-W	OM55D-W	OM75D-W	
	Screen Size	46"	55"	75"	
	Panel Technology	S-PVA, LED Backlit	S-PVA, LED Backlit	S-PVA, LED Backlit	
	Resolution	1920x1080 (16:9)	1920x1080 (16:9)	1920x1080 (16:9)	
	Brightness	2,500 nits	2,500 nits	2,500 nits	
	Contrast Ratio	5000:1	5000:1	5000:1	
	Viewing Angle (Horizontal / Vertical)	178° / 178°	178° / 178°	178° / 178°	
	Orientation	Landscape / Portrait	Landscape / Portrait	Landscape / Portrait	
	Response Time (G-to-G)	6ms	6ms	6ms	
Connectivity	Input	Video: VGA (D-sub 15 pin), DVI-D, DisplayPort 1.2, HDMI (2), Component/Composite, Stereo Mini Jack	Video: VGA (D-sub 15 pin), DVI-D, DisplayPort 1.2, HDMI (2), Component/Composite, Stereo Mini Jack	Video: VGA (D-sub 15 pin), DVI-D, DisplayPort 1.2, HDMI (2), Component/Composite, Stereo Mini Jack	
	Output	DisplayPort 1.2 (Loop-out), Stereo Mini Jack	DisplayPort 1.2 (Loop-out), Stereo Mini Jack	DisplayPort 1.2 (Loop-out), Stereo Mini Jack	
	External Control	RS232C (In/Out), RJ45	RS232C (In/Out), RJ45	RS232C (In/Out), RJ45	
	External Sensor	Detachable Type (IR, Ambient)	Detachable Type (IR, Ambient)	Detachable Type (IR, Ambient)	
Power	Power Supply	AC 100 - 240 V~ (+/- 10 %), 50/60 Hz	AC 100 - 240 V~ (+/- 10 %), 50/60 Hz	AC 100 - 240 V~ (+/- 10 %), 50/60 Hz	
	Power Consumption (Typical / Max)	220W / 395W	300W / 495W	550W / 935W	
	Power Consumption (Standby)	< .5W	< .5W	< .5W	
Environmental Conditions	Operating Temperature	0°C~ 30°C (Direct Sunlight) 0°C~ 40°C (w/o Direct Sunlight)	0°C~ 30°C (Direct Sunlight) 0°C~ 40°C (w/o Direct Sunlight)	0°C~ 30°C (Direct Sunlight) 0°C~ 40°C (w/o Direct Sunlight)	
	Operating Humidity	10~80%	10~80%	10~80%	
Features	Special	H/W	Temperature Sensor, Pivot Display, Button Lock, Built in Speakers, Wi-Fi Embedded, Slide-in Media Player Option, SD Card Slot, Polarized Sunglass Compatible	Temperature Sensor, Pivot Display, Button Lock, Built in Speakers, Wi-Fi Embedded, Slide-in Media Player Option, SD Card Slot, Polarized Sunglass Compatible	
		S/W	Plug and Play, MagicInfo, Digital Daisy Chains, Lamp Error Detection, Anti Image Retention, RS232C/RJ45 MDC, PIP/PBP, Videowall (10x10), Smart Scheduling	Plug and Play, MagicInfo, Digital Daisy Chains, Lamp Error Detection, Anti Image Retention, RS232C/RJ45 MDC, PIP/PBP, Videowall (10x10), Smart Scheduling	
	Tuner	No	No	No	
	SMART Signage Platform Compliant	Yes	Yes	Yes	
	Internal Media Player	Cortex-A9 1GHz Quad Core, 1.5GB DDR3, 8GB FDM, USB 2.0, Linux OS	Cortex-A9 1GHz Quad Core, 1.5GB DDR3, 8GB FDM, USB 2.0, Linux OS	Cortex-A9 1GHz Quad Core, 1.5GB DDR3, 8GB FDM, USB 2.0, Linux OS	
	VESA Standard Wall Mount Interface	600 x 400 mm	600 x 400 mm	900 x 600 mm	
	24/7 Operation	Yes	Yes	Yes	
	Speaker Type	Built-in Speaker (10W + 10W)	Built-in Speaker (10W + 10W)	Built-in Speaker (10W + 10W)	
	Dimensions	Product Dimension Without Stand (W x H x D)	40.8" x 23.2" x 5.5"	48.3" x 27.5" x 5.5"	66" x 37.6" x 4.9"
		Packaging Dimension (W x H x D)	44.2" x 27" x 9.3"	52.6" x 31.8" x 10.4"	71.5" x 42.3" x 16.3"
Bezel Width		9.3mm (Top) / 7.8mm (L/R) / 6.5mm (Bottom)	9.3mm (Top) / 7.8mm (L/R) / 6.5mm (Bottom)	11.7mm	
Weight	Product Weight	43.2 (lbs)	52.9 (lbs)	105.8 (lbs)	
	Shipping Weight	55.3 (lbs)	66.1 (lbs)	132.3 (lbs)	
Service	Standard Warranty	3 Years On-Site (Parts / Labor / Backlight)	3 Years On-Site (Parts / Labor / Backlight)	3 Years On-Site (Parts / Labor / Backlight)	
Accessories	Included	External IR/Brightness Sensor, Quick Setup Guide, Regulatory Guide, Warranty Card, D-Sub cable, Power Cord, Remote Controller, Batteries	External IR/Brightness Sensor, Quick Setup Guide, Regulatory Guide, Warranty Card, D-Sub cable, Power Cord, Remote Controller, Batteries	External IR/Brightness Sensor, Quick Setup Guide, Regulatory Guide, Warranty Card, D-Sub cable, Power Cord, Remote Controller, Batteries	
	Optional Mount	WMN-5770D	WMN-5770D	WMN-9500SD	
	Optional Stand	N/A	N/A	N/A	
	Optional Media Player	SBB-CF7, SBB-DA, SBB-DI	SBB-CF7, SBB-DA, SBB-DI	SBB-CF7, SBB-DA, SBB-DI	
Green Management	Emission Standard	Class A	Class A	Class A	
	ENERGY STAR® 6.0 Compliant	N/A	N/A	N/A	
	RoHS Compliant	Yes	Yes	Yes	
	Packaging Recyclability	Packing Materials Recyclable	Packing Materials Recyclable	Packing Materials Recyclable	

CONNECTIVITY

OM46D-W/OM55D-W



OM75D-W



For complete product information and accessories, visit samsung.com/business or samsung.com/b2bdigitalsignage

Sales Support: 1-800-SAMSUNG or 1-866-SAM4BIZ | Follow Us: [youtube.com/samsungbizusa](https://www.youtube.com/samsungbizusa) | [@SamsungBizUSA](https://twitter.com/SamsungBizUSA)

Samsung Electronics has been named 2014 ENERGY STAR Partner of the Year in the product manufacturing category by the U.S. Environmental Protection Agency (EPA).



©2015 Samsung Electronics America, Inc. Samsung is a registered mark of Samsung Electronics Corp., Ltd. Specifications and designs are subject to change without notice. Non-metric weights and measurements are approximate. All other brand, product, service names and logos are trademarks and/or registered trademarks of their respective manufacturers and companies. Simulated screen images. See samsung.com for detailed information. Printed in USA. LFD-OMDWSERIESB2BDSHT-JAN15T