



Embedded Controllers/ Systems

Modular Thin Platforms for Embedded Applications

The DT Research Embedded Controllers/ Systems offer low cost yet elegant solutions in robust packaging designed for flexibility in location and orientation. The compact design of the products is complemented by USB, networking, audio and display ports with available wireless options. A selection of operating software offers optimal user experience for Internet/Intranet access and server-based computing.








• Applications

The DT Research Embedded Controllers/ Systems are ideal for the following applications:

- Control/ Monitoring
- Inventory/ Warehousing
- Manufacturing
- Entertainment/ Gaming
- Education
- Retail
- Hospitality
- Healthcare



Specifications

							
Model	DT166	DT168	DT160	DT122	DT135S	DT135D	DT180
System							
CPU	AMD Geode™ LX 800		1.5GHz x86	Intel® Atom™ Z530, 1.6GHz	AMD Fusion™, 1.2GHz	AMD Fusion Dual Core, 1.6GHz	Intel® Core™ 2 Duo, 2.26GHz
GPU	Integrated in the CPU		VIA CX700M	Poulsbo SCH	AMD Hudson	AMD Hudson	Intel® GM45
RAM	Up to 1GB		1GB	2GB	2GB	2GB	2GB
Storage	64MB to 8GB Flash		4GB to 16GB Flash	8GB Flash or 32GB to 64GB SSD	8GB	8GB, 32GB or 64GB Flash	8GB Flash, HDD, or 32GB to 64GB SSD
Operating System	Microsoft® Windows® CE, Windows® XP Embedded, or Windows® XP Pro for Embedded Systems			Microsoft® Windows® XP Embedded or Windows® XP Pro for Embedded Systems	Microsoft® Windows® XP Embedded	Linux, Microsoft® Windows® XP Embedded or Embedded Standard 7	Microsoft® Windows® XP Embedded or Windows® XP Pro for Embedded Systems
Resolution	Up to 1280 x 1024		Up to 1920 x 1080	Up to 1280 x 1024	Up to 1920 x 1080		Up to 1920 x 1080
Network Interface	10/ 100MB BaseT LAN; Wi-Fi 802.11a/b/g (optional)			10/ 100/ 1000MB BaseT LAN; Wi-Fi 802.11a/b/g or Wi-Fi 802.11a/b/g/n (optional)	10/ 100/ 1000MB BaseT LAN; Wi-Fi 802.11a/b/g/n (optional)		10/ 100/ 1000MB BaseT LAN; Wi-Fi 802.11a/b/g or Wi-Fi 802.11a/b/g/n (optional)
I/O Ports							
Expansion	Mini PCI	Mini PCI	Mini PCI	PCI Express	PCI Express	PCI Express	PCI Express
HDMI Connector	N/A	N/A	N/A	1	N/A	N/A	1
VGA	1	1	N/A	N/A	1	1	1
DVI	N/A	N/A	1	1	1	1	N/A
Audio Jack	2	2	3	2	2	2	2
USB Ports	4	4	4	4	4	4	2
Serial/ COM	N/A	2	N/A	N/A	2	2	1
Parallel	N/A	1	N/A	N/A	N/A	N/A	N/A
DC-in	1	1	1	1	1	1	1
Optional Ports	Wi-Fi dipole antenna						
Mechanical and Environmental							
Fan/Fanless	Fanless	Fanless	Fanless	Fanless	Fanless	Fanless	Fanless (with Flash)/ Fan (with HDD)
AC/DC Adapter	Input: 100 – 240V AC; Output: 12V DC				Input: 100 – 240V AC; Output: 19V DC		Input: 100 – 240V AC; Output: 18.5V DC
Enclosure	Aluminum chassis; ABS plastics end-caps		Aluminum chassis; Magnesium- aluminum end-caps	Aluminum + steel			
Dimensions (H x W x D)	1.4 x 5.5 x 5.1 in/ 35 x 140 x 130 mm	1.8 x 5.7 x 5.1 in/ 46 x 144 x 130 mm	1.7 x 5.5 x 5.1 in/ 43 x 140 x 130 mm	1.4 x 5.5 x 5.1 in/ 35 x 140 x 130 mm	0.98 x 5.82 x 6.5 in/ 25 x 148 x 165.1 mm	2.16 x 5.82 x 6.5 in/ 55 x 148 x 165.1 mm	2.16 x 5.82 x 6.5 in/ 55 x 148 x 165.1 mm
Weight	0.88 lbs/ 400 g	1.45 lbs/ 660 g	1.2 lbs/ 544 g	0.88 lbs/ 400 g	1.82 lbs/ 824 g	2.9 lbs/ 1316 g	2.9 lbs/ 1316 g
Regulatory	FCC Class B, CE, C-Tick, UL, RoHS compliant				FCC Class B, CE, C-Tick, RoHS compliant		FCC Class B, CE, C-Tick, UL, RoHS compliant
VESA Mounting Bracket	Not included	Not included	Not included	Included	Included	Included	Included
Temperature	Operation: 0°C – 40°C; Storage: -20°C – 60°C						
Humidity	0% – 90% non-condensing						

* Specifications subject to change without notice.

