


# LTC 2605/91

## Video Manager



### Security Systems



- Centralized Monitors & Multiplexer Operation
- Controls up to 16 Divar™ Digital Video Recorders or System4 Multiplexers
- Uses up to Four Keyboards with Optional Port Expander
- Auto-sensing Setup - No User Programming Required

The LTC 2605/91 Video Manager provides advanced switching capability in system configurations that incorporate either Divar Digital Video Recorder devices or System4 Series multiplexer devices. The unique video management capability of this unit reduces the number of monitors required in the system. This way, a single control station can easily control up to sixteen connected devices.

The Video Manager supports up to six monitor outputs, and using the LTC 2604 Series Keyboard Port Expander, it can accommodate up to four independent keyboards. Each keyboard is able to direct switching of the devices, mode selection, programming, and pan/tilt/zoom functions on the monitors under its control.

When using the Video Manager with at least one IntuiKey Series keyboard, automatic alarm switching is supported. Two of the Video Manager's monitor outputs can be connected to dedicated monitors for automatic display of alarm video from any of the devices during alarm conditions. When alarms are not present, these monitor outputs simply generate a black raster signal.

By design, system setup of the Video Manager is quick and easy - just plug it in and it is ready to operate.

Operation is simple: As shown in the following figures, the Video Manager accepts the Monitor A and Monitor B outputs from the each of the video devices. Using the system keyboard, the system intelligently routes the video outputs from any one of the sixteen devices, to a dedicated pair of monitor outputs.

When using two keyboards, the system intelligently routes the video outputs from any of the sixteen devices to two pair of monitor outputs. Each keyboard has independent control of the video from any of the devices to its associated monitor pair.

Adding a third keyboard to the system allows video to be routed from any of the devices to a third station having a single monitor. Complete control over this monitor is available using the keyboard dedicated to the station.

Connection of a fourth keyboard provides similar functionality to a monitor at a fourth monitoring station. As before, complete control over this monitor is available using the keyboard at this location.

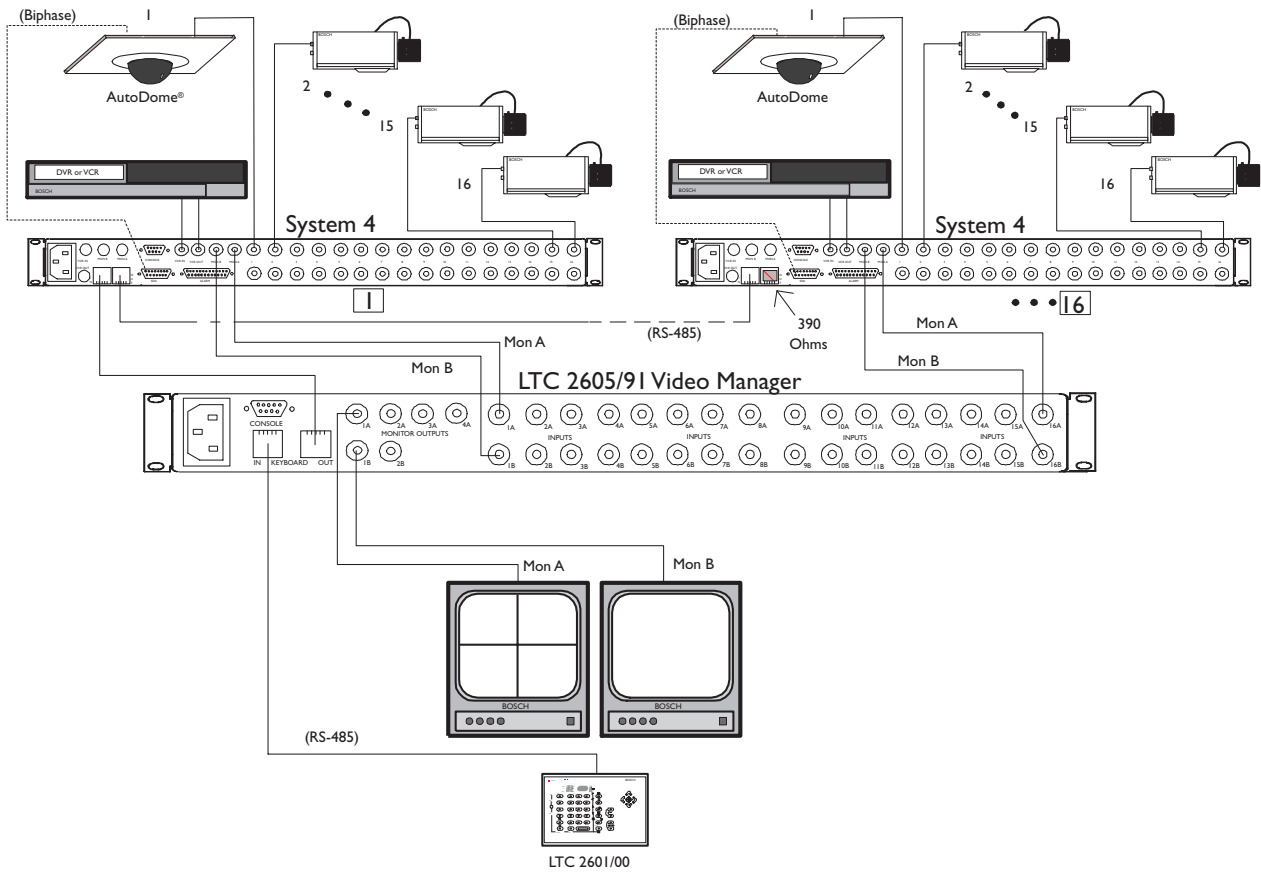


Figure 1 – Video Manager with System4 Multiplexers and LTC 2601/00 Keyboard

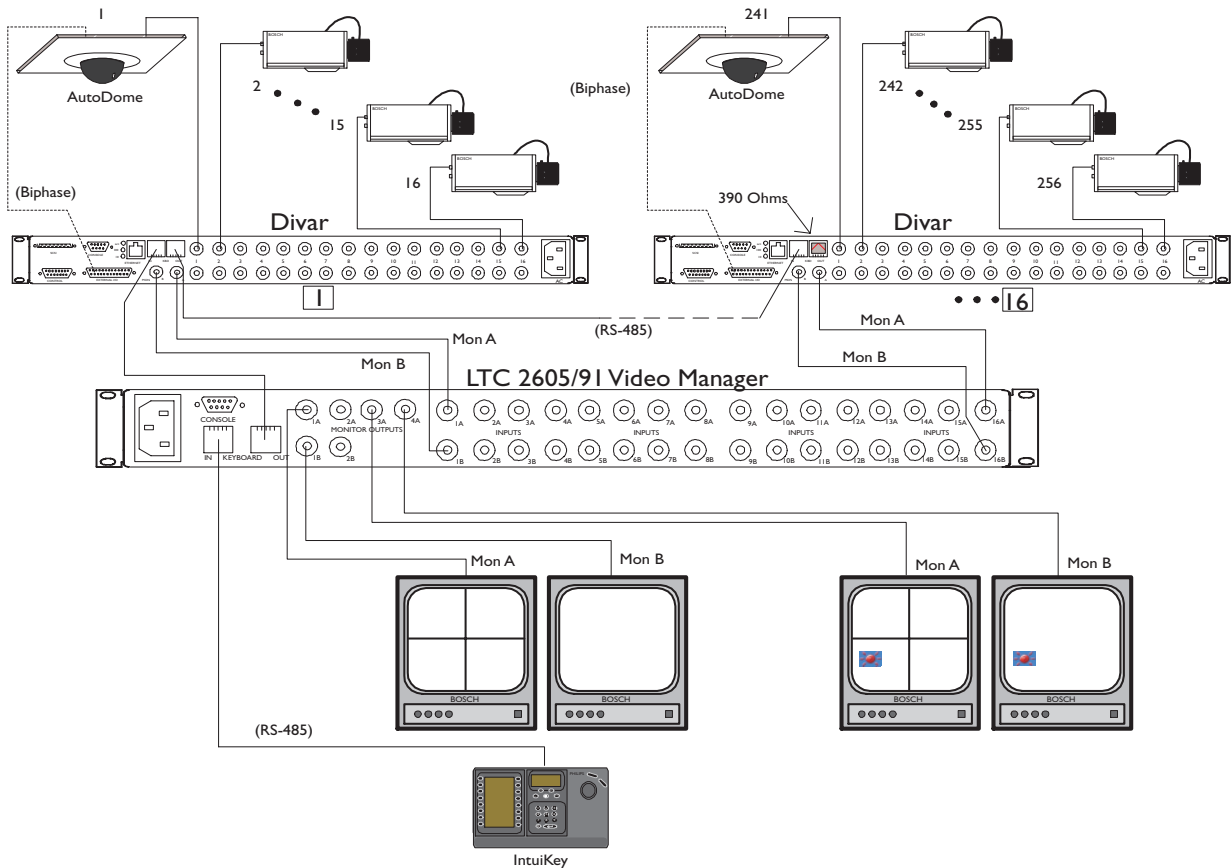


Figure 2 – Video Manager with Divar Digital Video Recorders Including Alarm Monitor Pair

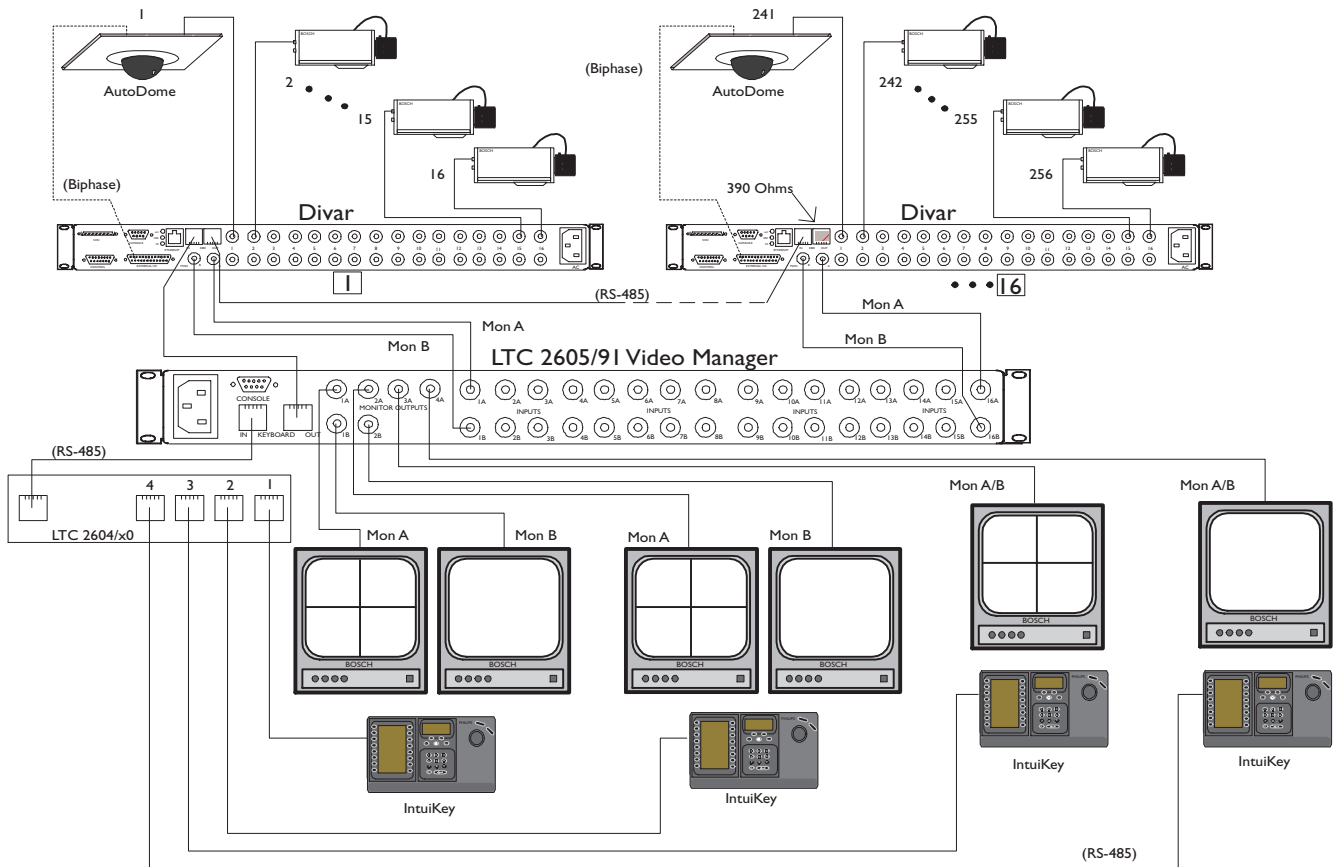


Figure 3 – Video Manager with Divar Digital Video Recorders and 4 Keyboard Control Stations

**LTC 2605 Series:****Electrical**

Model Number LTC 2605/91

Voltage Range<sup>1</sup> 108 to 253, 50/60 Hz

Power at Rated Voltage 10 W

<sup>1</sup>Unit contains a switching power supply.

Synchronization Accepts PAL, CCIR, NTSC, and EIA RS-170

Connectors Video Inputs and Monitor Outputs: 32BNC  
Monitor Connections: 6 BNC**External Accessory Interfaces**

Console: Not Used

Keyboard: 2 RJ-11

**Mechanical**Construction Steel chassis with sheet metal cover and  
plastic bezel

Finish Charcoal

Dimensions 440 W x 305 D x 44 mm (17.3 x 12 x 1.73 in)

Weight 4 kg (8.8 lb)

**Environmental****Temperature**

Operating +4 °C to +55 °C (+40 °F to +131 °F)

Storage -40 °C to +60 °C (-40 °F to +140 °F)

Humidity 0% to 95% relative, noncondensing

**Product Regulatory Compliance****Electromagnetic Compatibility (EMC):**Complies with FCC Part 15, ICES-003  
and CE regulations**Product Safety:** Complies with CE regulations, UL, CSA,  
EN and IEC Standards**Accessories****Rack Mount (Integral):** Brackets for mounting one unit in an EIA  
19-inch rack, included. One standard rack  
unit high.

Bosch Security Systems, Inc.

850 Greenfield Road

Lancaster, PA 17601

Tel: 800-326-3270

Fax: 717-735-6560

[www.boschsecuritysystems.com](http://www.boschsecuritysystems.com)**BOSCH**