

# Choosing the Right Mobile POS

6 Things to Consider When Selecting a Mobile POS System for Your Restaurant



**73%** of restaurant-goers say technology improves the dining experience<sup>1</sup>

**61%** of diners agree that handheld mobile POS improve their restaurant experience<sup>1</sup>

**67%** of restaurateurs said that mobile POS tablets enhance their business's efficiency<sup>1</sup>

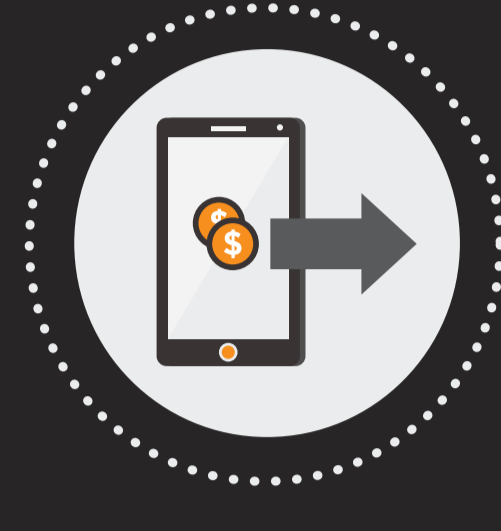
## The right mobile POS can help:



1. Improve diners experience by offering mobile transactions



2. Transact anywhere, including table side

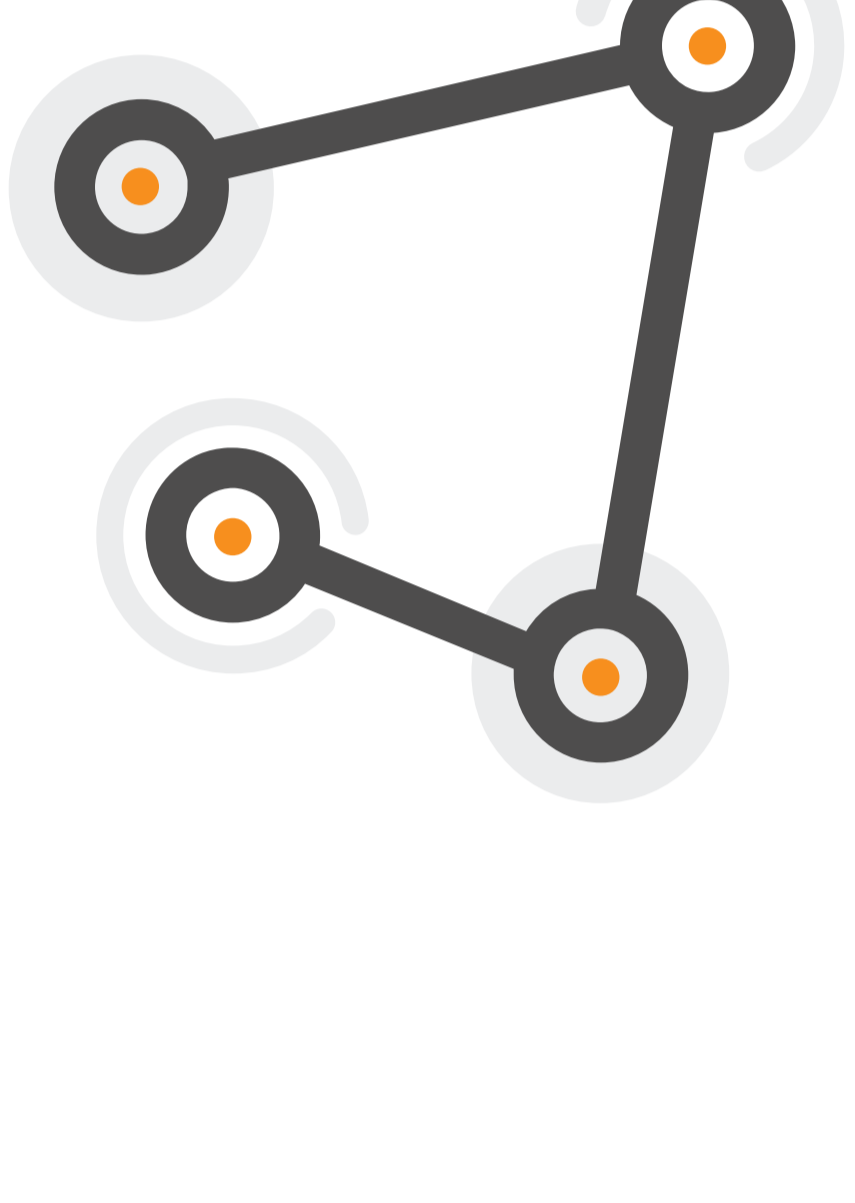


3. Future-proof your restaurant's operations

If you're thinking about adding a mobile POS solution to your restaurant, consider the following 6 features. Your mobile POS solution should...

## Satisfy your customers

### 1. Connectivity



Customers want to skip the line and pay at their table or, for fast casual restaurants, at a kiosk. Having multiple connectivity options through mobile POS allows your wait staff to perform transactions and print receipts anywhere in your restaurant.

**Connectivity speeds up transactions.**

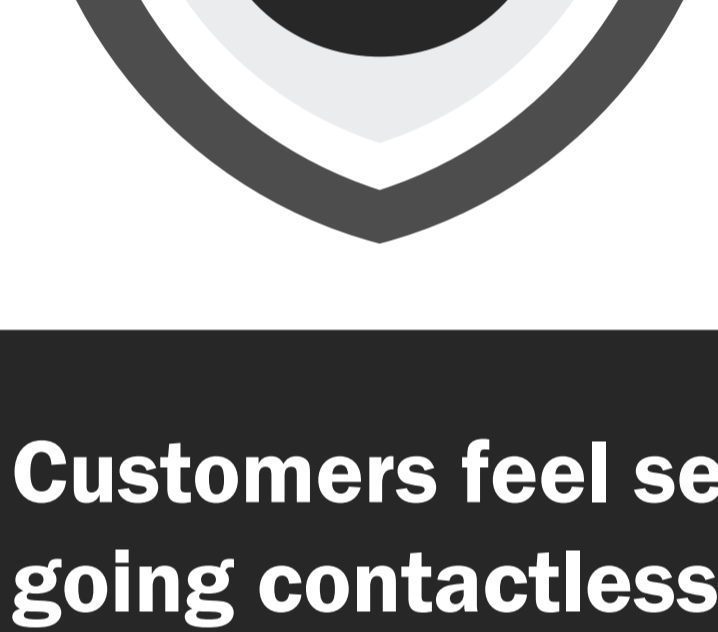
Restaurants can save **15 minutes** per table by switching to mobile POS, which helps table turnover.<sup>2</sup>

### 2. Security

Increasingly, customers worry about data security. A secure mobile POS system should include encryption and authentication to protect your network—and your customers' data.

**Data breaches can affect your customer base.**

**63%** of consumers say they've been alerted to a potential breach or exposure of their personal data.<sup>3</sup>



**Customers feel secure going contactless.**

**57%** of US consumers feel comfortable going cashless with contactless payments.<sup>4</sup>

## Improve your operations

Avoid fines, streamline in-store processes and save on equipment by choosing a mobile POS solution that's compliant, easy to use and durable.

And mobile POS that enable tableside payment adds another level of comfort by keeping patrons' cards in sight during the transaction.




### 3. Compliance

In some cases, your mobile POS and payment systems must meet Payment Card Industry Data Security Standard (PCI DSS) requirements.

**The cost of non-compliance**

PCI non-compliance fines can range from

**\$5,000 to \$100,000** per month.<sup>7</sup>



### 4. Ease of use



Look for a mobile POS system that is:

- **Simple** to set up
- **Flexible enough** to be used in multiple environments
- **Works with smart devices.**

### 5. Durability & battery life

For people handling an untethered mobile POS solution all day long, it should:

- **Be rugged enough** to withstand everyday wear and tear that happens in restaurants,
- **Have enough battery life** to last through a full day's work, and
- **Be easy to wear and transport**, especially for servers who are often carrying orders.



### 6. Size

To **save space** and **reduce strain on employees**, look for a smaller, lighter footprint when it comes to your mobile POS solution.

**EPSON**  
EXCEED YOUR VISION

#### Sources

1. "60 Restaurant Industry Statistics for 2020," Toast, 2020. <https://pos.toasttab.com/blog/on-the-line/restaurant-management-statistics>.
2. "Tableside Ordering and Payment Processing to Increase Profits," Point of Sale, <https://pointofsale.com/tableside-ordering-and-payment-processing-to-increase-profits/>
3. "Consumer Data Privacy & Security: A Trust Issue Brands Can't Ignore," Computer Generated Solutions (CGS), Inc., 2019, <https://www.cgsinc.com/en/resources/cgs-2019-survey-spotlights-customer-service-security-and-brand-trust-issues>.
4. "It's not just coronavirus that's accelerating contactless payments," PaymentsSource, May 4, 2020, <https://www.paymentsource.com/opinion/its-not-just-coronavirus-thats-accelerating-contactless-payments>.
5. Corteza, Thea, "How Much Does It Cost to Become PCI Compliant?" Reciprocity Labs, December 26, 2019, <https://reciprocitylabs.com/how-much-does-it-cost-to-become-pci-compliant/>.